



Ravenna, Stadio Bruno Benelli

6 luglio 2024 ore 21



AQUILE Ferrara

vs.



VIPERS Modena

# Statistics Comparison

A cura del Servizio Nazionale Statistiche FIDAF



# La strada verso il Silver Bowl XXX

AQUILE Ferrara [7-1; 2-0]

Vipers Modena [5-3; 2-0]

## REGULAR SEASON

Aquile Ferrara - Grizzlies Roma = 57-13

Aquile Ferrara - Vipers Modena = 27-12

Aquile Ferrara - Chiefs Ravenna = 60-6

Aquile Ferrara - Trappers Cecina = 21-28

Grizzlies Roma - Aquile Ferrara = 3-41

Vipers Modena - Aquile Ferrara = 14-16

Chiefs Ravenna - Aquile Ferrara = 0-25

Trappers Cecina - Aquile Ferrara = 12-29

Vipers Modena - Chiefs Ravenna = 30-8

Aquile Ferrara - Vipers Modena = 27-12

Vipers Modena - Trappers Cecina = 35-7

Grizzlies Roma - Vipers Modena = 12-17

Chiefs Ravenna - Vipers Modena = 0-10

Trappers Cecina - Vipers Modena = 7-28

Vipers Modena - Aquile Ferrara = 14-16

Vipers Modena - Grizzlies Roma = 0-8\*

## Post Season

Aquile Ferrara - Reapers Torino = 28-0

Bengals Brescia - Aquile Ferrara = 14-42

Saints Padova - Vipers Modena = 16-14 [30T]

Pirates Savona - Vipers Modena = 0-8\*

\* = risultato a tavolino

---

## I PRECEDENTI

1990 Aquile Ferrara - Vipers Modena = 40-7

1990 Vipers Modena - Aquile Ferrara = 0-64

1991 Aquile Ferrara - Vipers Modena = 51-6

1991 Vipers Modena - Aquile Ferrara = 7-63

1994 Aquile Ferrara - Vipers Modena = 34-0

1994 Vipers Modena - Aquile Ferrara = 6-28

1995 Aquile Ferrara - Vipers Modena = 20-0

1995 Vipers Modena - Aquile Ferrara = 22-29

2021 Vipers Modena - Aquile Ferrara = 40-26

2021 Aquile Ferrara - Vipers Modena = 7-21

2024 Aquile Ferrara - Vipers Modena = 27-12

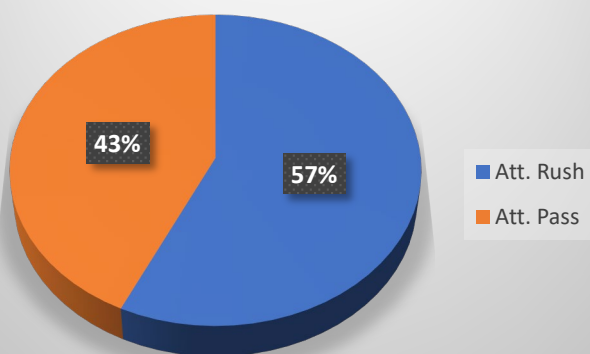
2024 Vipers Modena - Aquile Ferrara = 14-16

Vittorie Vipers - 2

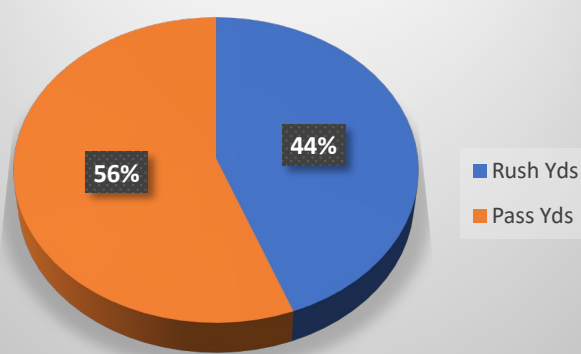
Vittorie Aquile - 10

# AQUILE FERRARA

## Tendenza Offensiva

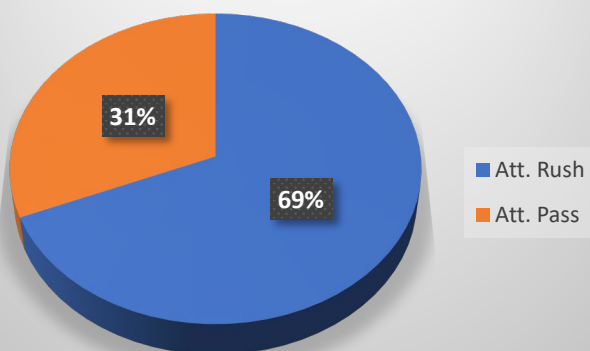


## Efficienza Offensiva

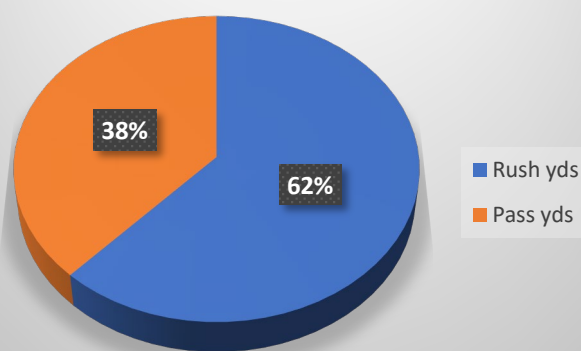


# VIPERS MODENA

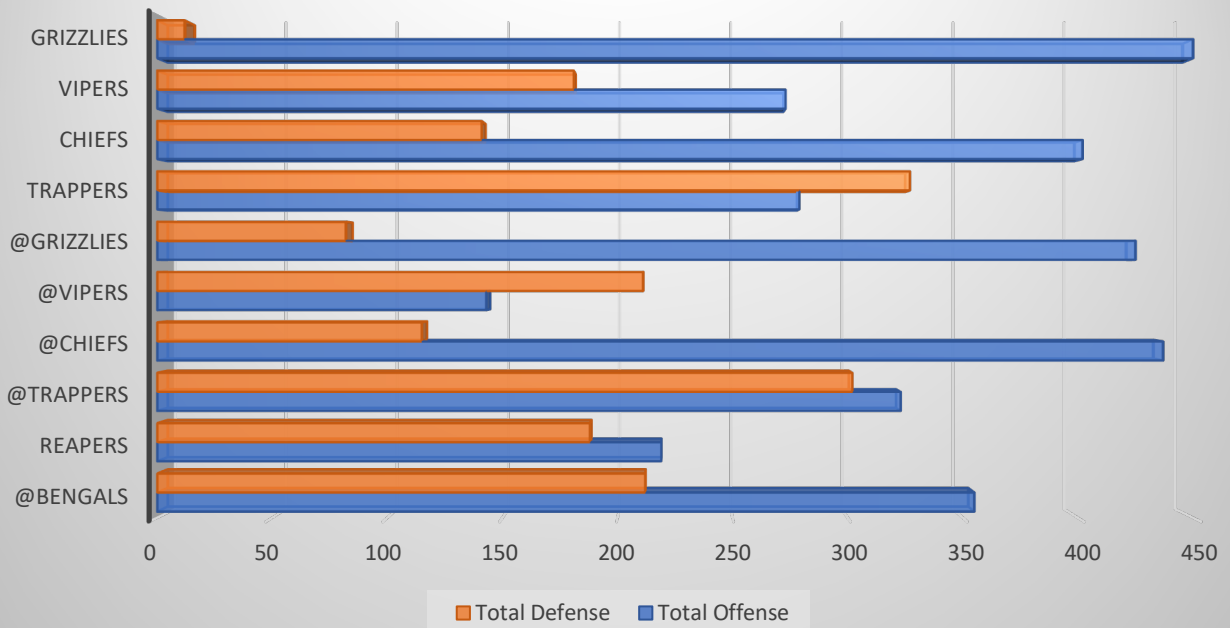
## Tendenza Offensiva



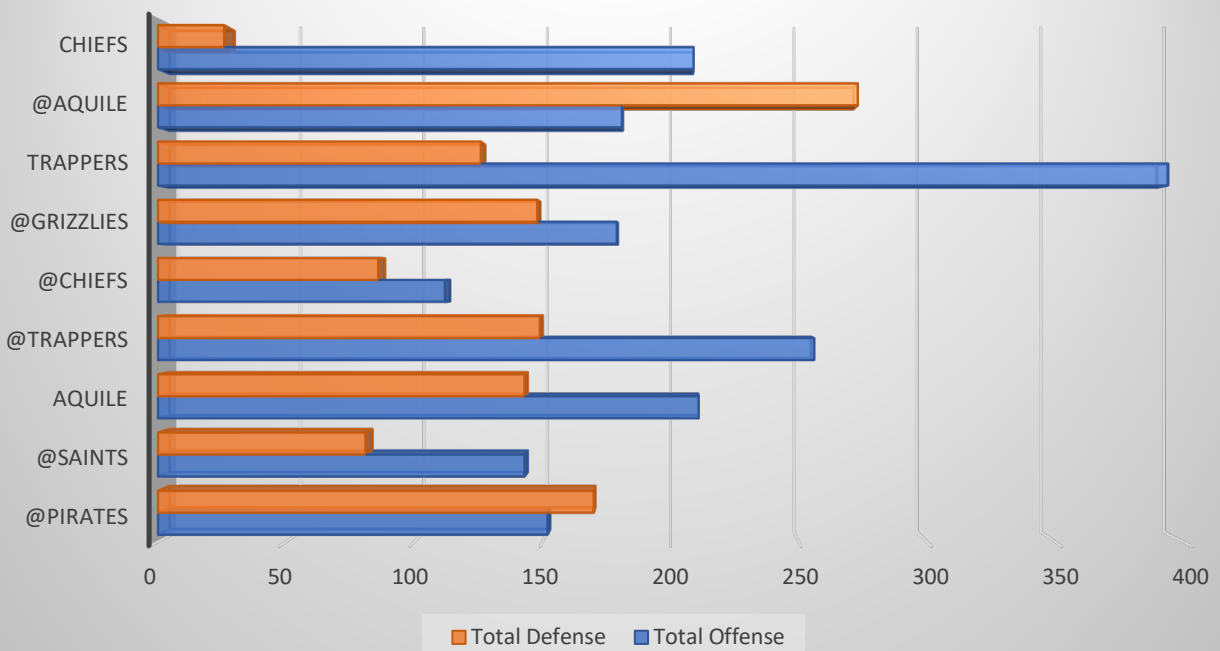
## Efficienza Offensiva



## AQUILE Ferrara Total Offense/Total Defense



## Vipers Modena Total Offense/Total Defense



# BEST PLAYERS COMPARISON

## QUARTERBACK



### AQUILE Ferrara

Nicolò SCAGLIA - 61/110 per 1062 yds, 16 TDs, 2 int

### Vipers Modena

Emanuele DAINO - 43/92 per 572 yds, 8 TDs, 5 int

## RUNNING BACK



### AQUILE Ferrara

Giuliano CAPPELLINI - 39 corse per 328 yds, 2 TDs

### Vipers Modena

Giovanni LA ROCCA - 78 corse per 462 yds, 8 TDs

## WIDE RECEIVER



### AQUILE Ferrara

Jacopo BINDINI - 32 rec. per 479 yds, 9 TDs

Fabio GARDINALE - 22 rec. per 293 yds, 4 TDs

### Vipers Modena

Luca MINOPOLI - 15 rec. per 199 yds, 3 TD

Leandro CORRADINI - 10 rec. per 176 yds, 3 TDs

# **AQUILE Ferrara**

## **Season Statistics**



**Game Results**  
**IFL 2 2024**  
**Aquile Ferrara**  
**Type of games: Regular Season**

<b>OVERALL (W-L-T)</b>	<b>HOME</b>	<b>AWAY</b>	<b>NEUTRAL</b>
7-1-0	3-1-0	4-0-0	0-0-0

<b>Date</b>	<b>Opponent</b>	<b>Score</b>	<b>Time</b>	<b>Attendance</b>
01/06/2024	@ Trappers Cecina	W 29-12	02:20	30
25/05/2024	@ Chiefs Ravenna	W 25-0	02:29	110
18/05/2024	@ Vipers Modena	W 16-14	02:34	0
04/05/2024	@ Grizzlies Roma	W 41-3	02:43	50
14/04/2024	VS Trappers Cecina	L 21-28	02:14	100
07/04/2024	VS Chiefs Ravenna	W 60-6	02:04	120
17/03/2024	VS Vipers Modena	W 27-12	02:15	95
10/03/2024	VS Grizzlies Roma	W 57-13	02:24	60

**Overall Team Statistics**  
**IFL 2 2024**  
**Aquile Ferrara**  
**Type of games: Regular Season**

TEAM STATISTICS	AQU	OPPONENTS
<b>SCORING</b>	276	88
Points per game	34.5	11.0
<b>FIRST DOWNS</b>	127	74
Rushing	62	26
Passing	52	41
Penalty	13	6
<b>RUSHING YARDAGE</b>	1208	417
Yards gained rushing	1331	628
Yards lost rushing	123	211
Rushing attempts	231	202
Average per rush	5.2	2.1
Average per game	151.0	52.1
Rushing TDs	17	7
<b>PASSING YARDAGE</b>	1524	954
Att - Cmp - Int	174 - 96 - 4	180 - 80 - 10
Average per pass	8.8	5.3
Average per catch	15.9	11.9
Average per game	190.5	119.2
Passing TDs	22	4
<b>TOTAL OFFENSE</b>	2732	1371
Total plays	405	382
Average per play	6.7	3.6
Average per game	341.5	171.4
<b>KICK RETURNS (N - YDS)</b>	19 - 514	38 - 719
<b>PUNT RETURNS (N - YDS)</b>	15 - 135	2 - -4
<b>INT RETURNS (N - YDS)</b>	10 - 96	4 - -8
<b>KICK RETURN AVERAGE</b>	27.1	18.9
<b>PUNT RETURN AVERAGE</b>	9.0	-2.0
<b>INT RETURN AVERAGE</b>	9.6	-2.0
<b>FUMBLE - LOST</b>	10 - 8	9 - 3
<b>PENALTIES (N - YDS)</b>	45 - 367	55 - 450
Average per game	45.9	56.2
<b>KICK (N - YDS)</b>	51 - 2451	20 - 995
Average per kick	48.1	49.8
Net kick average (medium of singular net avg)	31.4	25.4
<b>PUNT (N - YDS)</b>	18 - 629	40 - 1300
Average per punt	34.9	32.5
Net punt average (medium of singular net avg)	24.6	28.7
<b>TIME OF POSSESSION (MEDIUM PER GAME)</b>	24:40	23:19
<b>3RD DOWN CONVERSIONS</b>	34/82 (41%)	22/90 (24%)
<b>4RD DOWN CONVERSIONS</b>	8/14 (57%)	9/22 (40%)
<b>SACKS (N - YDS)</b>	8 - 53	4 - 30
Miscellaneous yards	0	36
<b>TOTAL TD</b>	41	13
<b>FIELD GOALS - ATTEMPTS</b>	2 - 2	1 - 1
<b>ONSIDE KICKS</b>	0 - 0	0 - 1
<b>RED ZONE SCORES</b>	26/31 (83%)	10/13 (76%)
<b>RED ZONE TD</b>	24/31 (77%)	9/13 (69%)
<b>PAT TRY ATTEMPTS</b>	24/41 (58%)	7/13 (53%)
<b>ATTENDANCE</b>	375	190
Games / Avg Attendance	4 - 93	4 - 47
Neutral site games	0 - 0	

Score by periods	1	2	3	4	Total
Aquile Ferrara	91	72	49	64	276
Opponents	7	35	13	33	88



**Overall individual statistics**  
**IFL 2 2024**  
**Aquile Ferrara**  
**Type of games: Regular Season**

<b>Rushing</b>	<b>GP</b>	<b>N</b>	<b>Gain</b>	<b>Loss</b>	<b>Net</b>	<b>TD</b>	<b>LG</b>	<b>AVG</b>	<b>AVG/G</b>
Cappellini Giu.	6	39	340	12	328	2	39	8.4	54.7
Prima Nad.	8	44	315	12	303	4	38	6.9	37.9
Sicignano Fra.	8	46	251	11	240	7	25	5.2	30.0
Romagnoli Alb.	7	41	223	3	220	3	30	5.4	31.4
Franco Fil.	6	31	121	24	97	0	12	3.1	16.2
Ghironi Mat.	7	2	27	0	27	0	16	13.5	3.9
Capitozzo Fra.	8	3	26	0	26	0	16	8.7	3.2
Bindini Jac.	7	1	4	0	4	0	4	4.0	0.6
Gardinale Fab.	8	1	0	0	0	0	0	0.0	0.0
Ladisa Lor.	8	4	5	13	-8	0	5	-2.0	-1.0
Buriani Car.	7	3	1	9	-8	0	1	-2.7	-1.1
Scaglia Nic.	8	13	14	24	-10	1	5	-0.8	-1.2
TEAM	8	3	4	15	-11	0	4	-3.7	-1.4
TOTALS	8	231	1331	123	1208	17	39	5.2	151.0
OPPONENTS	8	202	628	211	417	7	46	2.1	52.1

<b>Passing</b>	<b>GP</b>	<b>EFF</b>	<b>A - C - I</b>	<b>PCT</b>	<b>Yds</b>	<b>TD</b>	<b>LG</b>	<b>AVG/G</b>
Scaglia Nic.	8	180.9	110 - 61 - 2	55.5	1062	16	74	132.8
Ladisa Lor.	8	140.0	64 - 35 - 2	54.7	462	6	85	57.8
TOTALS	8	165.9	174 - 96 - 4	55.2	1524	22	85	190.5
OPPONENTS	8	85.2	180 - 80 - 10	44.4	954	4	72	119.2

<b>Receiving</b>	<b>GP</b>	<b>N</b>	<b>Yds</b>	<b>AVG</b>	<b>TD</b>	<b>LG</b>	<b>YAC</b>	<b>AVG/G</b>
Bindini Jac.	7	32	479	15.0	9	74	49	68.4
Gardinale Fab.	8	22	293	13.3	4	85	0	36.6
Medini Mat.	5	11	257	23.4	3	66	0	51.4
Degano Ste.	8	7	85	12.1	1	24	0	10.6
Ghironi Mat.	7	5	112	22.4	0	46	0	16.0
Capitozzo Fra.	8	5	99	19.8	3	36	0	12.4
Franco Fil.	6	5	34	6.8	0	16	0	5.7
Romagnoli Alb.	7	4	62	15.5	1	25	0	8.9
Sicignano Fra.	8	2	47	23.5	0	37	0	5.9
Mileti Iva.	8	2	12	6.0	0	8	0	1.5
Prima Nad.	8	1	44	44.0	1	44	0	5.5
TOTALS	8	96	1524	15.9	22	85	49	190.5
OPPONENTS	8	80	954	11.9	4	72	0	119.2

<b>Punt Returns</b>	<b>GP</b>	<b>N</b>	<b>Yds</b>	<b>AVG</b>	<b>TD</b>	<b>LG</b>	<b>AVG/G</b>
Capitozzo Fra.	8	5	56	11.2	0	16	7.0
Cerullo Uyi Jon.	8	4	38	9.5	0	19	4.8
Ghironi Mat.	7	2	20	10.0	0	25	2.9
Bindini Jac.	7	2	4	2.0	0	4	0.6
Bilacchi Fab.	3	1	17	17.0	0	17	5.7
Neodo Lor.	8	1	0	0.0	0	0	0.0
TOTALS	8	15	135	9.0	0	25	16.9
OPPONENTS	8	2	-4	-2.0	0	3	-0.5

<b>Interceptions</b>	<b>GP</b>	<b>N</b>	<b>Yds</b>	<b>AVG</b>	<b>TD</b>	<b>LG</b>	<b>AVG/G</b>
Bindini Jac.	7	3	38	12.7	1	28	5.4
Cerullo Uyi Jon.	8	3	29	9.7	0	29	3.6
Quadretti Alb.	7	1	27	27.0	0	27	3.9
Cappellini Giu.	6	1	2	2.0	0	2	0.3
Bottoni Chr.	8	1	0	0.0	0	0	0.0
Motta Edo.	8	1	0	0.0	0	0	0.0
TOTALS	8	10	96	9.6	1	29	12.0
OPPONENTS	8	4	-8	-2.0	0	3	-1.0

<b>Kick Returns</b>	<b>GP</b>	<b>N</b>	<b>Yds</b>	<b>AVG</b>	<b>TD</b>	<b>LG</b>	<b>AVG/G</b>
Capitozzo Fra.	8	8	230	28.8	0	57	28.8
Cerullo Uyi Jon.	8	6	135	22.5	0	43	16.9
Ghironi Mat.	7	3	44	14.7	0	24	6.3
Bindini Jac.	7	2	105	52.5	1	80	15.0
TOTALS	8	19	514	27.1	1	80	64.2
OPPONENTS	8	38	719	18.9	1	97	89.9

<b>Fumble Returns</b>	<b>GP</b>	<b>N</b>	<b>Yds</b>	<b>AVG</b>	<b>TD</b>	<b>LG</b>	<b>AVG/G</b>
TOTALS	8	0	0	NaN	0	0	0.0
OPPONENTS	8	1	12	12.0	0	12	1.5

<b>Scoring</b>	<b>TD</b>	<b>FG</b>	<b>PT KC</b>	<b>PT RU</b>	<b>PT RC</b>	<b>PT PSDXP</b>	<b>SAF</b>	<b>Points</b>
Bindini Jac.	11	0-0	5-6	0-0	0-0	0-0	0	71
Romagnoli Alb.	4	2-2	19-27	0-0	0-0	0-1	0	49
Sicignano Fra.	7	0-0	0-0	0-0	0-0	0-0	0	42
Prima Nad.	5	0-0	0-0	0-0	0-0	0-0	0	30
Gardinale Fab.	4	0-0	0-0	0-0	0-0	0-0	0	24
Capitozzo Fra.	3	0-0	0-0	0-0	0-0	0-0	0	18
Medini Mat.	3	0-0	0-0	0-0	0-1	0-0	0	18
Cappellini Giu.	2	0-0	0-0	0-0	0-0	0-0	0	12
Scaglia Nic.	1	0-0	0-0	0-0	0-0	0-1	0	6
Degano Ste.	1	0-0	0-0	0-0	0-0	0-0	0	6
Vitale Rob.	0	0-0	0-0	0-2	0-0	0-3	0	0
Ladisa Lor.	0	0-0	0-0	0-0	0-0	0-1	0	0
Motta Edo.	0	0-0	0-0	0-0	0-3	0-0	0	0
TOTALS	41	2-2	24-33	0-2	0-4	0-6	0	276
OPPONENTS	13	1-1	7-11	0-2	0-0	0-0	0	88

<b>Total Offense</b>	<b>GP</b>	<b>Plays</b>	<b>Rush</b>	<b>Pass</b>	<b>Total</b>	<b>AVG/G</b>
Scaglia Nic.	8	123	-10	1062	1052	131.5
Ladisa Lor.	8	68	-8	462	454	56.8
Cappellini Giu.	6	39	328	0	328	54.7
Prima Nad.	8	44	303	0	303	37.9
Sicignano Fra.	8	46	240	0	240	30.0
Romagnoli Alb.	7	41	220	0	220	31.4
Franco Fil.	6	31	97	0	97	16.2
Ghironi Mat.	7	2	27	0	27	3.9
Capitozzo Fra.	8	3	26	0	26	3.2
Bindini Jac.	7	1	4	0	4	0.6
Gardinale Fab.	8	1	0	0	0	0.0
Buriani Car.	7	3	-8	0	-8	-1.1
TEAM	8	3	-11	0	-11	-1.4
TOTALS	8	405	1208	1524	2732	341.5
OPPONENTS	8	382	417	954	1371	171.4

<b>Field Goals</b>	<b>Made-Att</b>	<b>Pct</b>	<b>&lt; 20</b>	<b>20-29</b>	<b>30-39</b>	<b>40-49</b>	<b>50 +</b>	<b>Long</b>	<b>Blkd</b>
Romagnoli Alb.	2-2	100.0	0-0	0-0	2-2	0-0	0-0	32	0

<b>Field Goals Sequence   ( ) = MADE</b>	<b>Aquile Ferrara</b>	<b>Opponents</b>
@ Trappers Cecina (01/06/2024)	(31)	
@ Chiefs Ravenna (25/05/2024)		
@ Vipers Modena (18/05/2024)	(32)	
@ Grizzlies Roma (04/05/2024)		(32)
VS Trappers Cecina (14/04/2024)		
VS Chiefs Ravenna (07/04/2024)		
VS Vipers Modena (17/03/2024)		
VS Grizzlies Roma (10/03/2024)		

<b>Punting</b>	<b>N</b>	<b>Yds</b>	<b>AVG</b>	<b>LG</b>	<b>TB</b>	<b>FC</b>	<b>InR</b>	<b>50+</b>	<b>Blkd</b>
Romagnoli Alb.	16	601	37.6	52	2	0	7	1	0
Scaglia Nic.	1	28	28.0	28	0	0	0	0	1
TEAM	1	0	0.0	0	0	0	0	0	0
TOTALS	18	629	34.9	52	2	0	7	1	1

OPPONENTS 40 1300 32.5 52 1 0 5 2 0

<b>Kickoffs</b>	<b>N</b>	<b>Yds</b>	<b>AVG</b>	<b>TB</b>	<b>OB</b>	<b>ON</b>	<b>Ret</b>	<b>YdLn</b>
Romagnoli Alb.	44	2061	46.8	4	3	0		
Bindini Jac.	7	390	55.7	2	0	0		
<b>TOTALS</b>	<b>51</b>	<b>2451</b>	<b>48.1</b>	<b>6</b>	<b>3</b>	<b>0</b>	<b>89.9</b>	<b>31.5</b>
<b>OPPONENTS</b>	<b>20</b>	<b>995</b>	<b>49.8</b>	<b>0</b>	<b>0</b>	<b>1</b>	<b>64.2</b>	<b>37.3</b>

<b>All purpose</b>	<b>GP</b>	<b>Run</b>	<b>Rcv</b>	<b>KR</b>	<b>PR</b>	<b>IR</b>	<b>Total</b>	<b>AVG/G</b>
Bindini Jac.	7	4	479	105	4	38	630	90.0
Capitozzo Fra.	8	26	99	230	56	0	411	51.4
Prima Nad.	8	303	44	0	0	0	347	43.4
Cappellini Giu.	6	328	0	0	0	2	330	55.0
Gardinale Fab.	8	0	293	0	0	0	293	36.6
Sicignano Fra.	8	240	47	0	0	0	287	35.9
Romagnoli Alb.	7	220	62	0	0	0	282	40.3
Medini Mat.	5	0	257	0	0	0	257	51.4
Ghironi Mat.	7	27	112	44	20	0	203	29.0
Cerullo Uyi Jon.	8	0	0	135	38	29	202	25.2
Franco Fil.	6	97	34	0	0	0	131	21.8
Degano Ste.	8	0	85	0	0	0	85	10.6
Quadretti Alb.	7	0	0	0	0	27	27	3.9
Bilacchi Fab.	3	0	0	0	17	0	17	5.7
Mileti Iva.	8	0	12	0	0	0	12	1.5
Ladisa Lor.	8	-8	0	0	0	0	-8	-1.0
Buriani Car.	7	-8	0	0	0	0	-8	-1.1
Scaglia Nic.	8	-10	0	0	0	0	-10	-1.2
TEAM	8	-11	0	0	0	0	-11	-1.4
<b>TOTALS</b>	<b>8</b>	<b>1208</b>	<b>1524</b>	<b>514</b>	<b>135</b>	<b>96</b>	<b>3477</b>	<b>434.6</b>
<b>OPPONENTS</b>	<b>8</b>	<b>417</b>	<b>954</b>	<b>719</b>	<b>-4</b>	<b>-8</b>	<b>2078</b>	<b>259.8</b>

**Overall defensive statistics**  
**IFL 2 2024**  
**Aquile Ferrara**  
**Type of games: Regular Season**

	GP	SL	Ast	Total	SK - Yds	TL - Yds	FF	FR - Yds	Int - Yds	BU	Blk	QBH	PD	SF
Bottoni Chr.	8	25	8	29.0	.	0.5 - 0	1	1 - 0	1 - 0	2	.	.	3	.
Quadretti Alb.	7	19	18	28.0	.	4.0 - 11	.	.	1 - 27	.	.	.	1	.
Fondi Pao.	8	14	24	26.0	3.0 - 16	6.0 - 21	.	.	.	.	.	.	.	.
Ropa Iva.	8	13	19	22.5	.	2.5 - 8	1	.	.	1	.	.	1	.
Foti Luc.	7	12	16	20.0	.	1.5 - 6	1	.	.	.	.	.	.	.
Neodo Lor.	8	11	17	19.5	1.0 - 5	4.5 - 24	1	1 - 0	.	5	.	.	5	.
Motta Edo.	8	9	17	17.5	2.0 - 16	4.5 - 27	.	.	1 - 0	.	.	.	1	.
Sicignano Fra.	8	12	8	16.0	1.0 - 10	4.0 - 18	.	.	.	.	.	.	.	.
Cerullo Uyi Jon.	8	10	7	13.5	.	.	.	1 - 0	3 - 29	.	.	.	3	.
Johy Osa	7	9	5	11.5	1.0 - 6	1.5 - 7	.	.	.	.	.	.	.	.
Mazzoni Mic.	7	7	9	11.5	.	3.0 - 9	.	.	.	1	.	.	1	.
Esposito Gio.	8	4	9	8.5	.	.	.	.	.	.	.	.	.	.
Baldi And.	8	5	4	7.0	.	.	.	.	.	2	.	.	2	.
Chiletta Ric.	6	4	6	7.0	.	1.0 - 1	.	.	.	.	.	.	.	.
TEAM	8	6	.	6.0	.	.	1	.	.	.	.	.	.	.
Bonat Fra.	2	4	4	6.0	.	2.0 - 6	.	.	.	.	.	.	.	.
La Torre Mic.	8	3	6	6.0	.	1.0 - 3	.	.	.	.	.	.	.	.
Bindini Jac.	7	5	1	5.5	.	.	.	.	3 - 38	3	.	.	6	.
Capitozzo Fra.	8	4	1	4.5	.	.	.	.	.	.	.	.	.	.
Bilacchi Fab.	3	4	1	4.5	.	1.0 - 1	.	.	.	2	.	.	2	.
Franco Fil.	6	3	.	3.0	.	1.0 - 7	.	.	.	.	.	.	.	.
Cappellini Giu.	6	2	1	2.5	.	.	.	.	1 - 2	.	.	.	1	.
Zanella Mar.	3	2	.	2.0	.	.	.	.	.	.	.	.	.	.
Pedretti Ale.	8	1	1	1.5	.	.	.	.	.	.	.	.	.	.
Romagnoli Alb.	7	1	.	1.0	.	.	.	.	.	.	.	.	.	.
Artioli Cla.	8	1	.	1.0	.	.	.	.	.	.	.	.	.	.
D'odorico Fed.	7	1	.	1.0	.	.	.	.	.	.	.	.	.	.
<b>TOTALS</b>	<b>8</b>	<b>191</b>	<b>182</b>	<b>282.0</b>	<b>8.0 - 53</b>	<b>38.0 - 149</b>	<b>5</b>	<b>3 - 0</b>	<b>10 - 96</b>	<b>16</b>	<b>.</b>	<b>.</b>	<b>26</b>	<b>.</b>
<b>OPPONENTS</b>	<b>8</b>	<b>235</b>	<b>120</b>	<b>295.0</b>	<b>4.0 - 30</b>	<b>30.0 - 92</b>	<b>8</b>	<b>8 - 12</b>	<b>4 - -8</b>	<b>11</b>	<b>1</b>	<b>.</b>	<b>15</b>	<b>.</b>

**Individual game highs**  
**IFL 2 2024**  
**Aquile Ferrara**  
**Type of games: Regular Season**

Field Goals	1	Romagnoli Alb., @ Trappers Cecina (01/06/2024)
Fumble recovered	1	Romagnoli Alb., @ Vipers Modena (18/05/2024) Neodo Lor., @ Vipers Modena (18/05/2024) Bottoni Chr., VS Grizzlies Roma (10/03/2024) Cerullo Uyi Jon., VS Grizzlies Roma (10/03/2024)
Interceptions	2	Cerullo Uyi Jon., @ Chiefs Ravenna (25/05/2024)
Longest Field Goal	32	Romagnoli Alb., @ Vipers Modena (18/05/2024)
Longest Kickoff Return	80	Bindini Jac., VS Chiefs Ravenna (07/04/2024)
Longest Pass	85	Ladisa Lor., @ Chiefs Ravenna (25/05/2024)
Longest Punt	52	Romagnoli Alb., VS Trappers Cecina (14/04/2024)
Longest Punt Return	25	Ghironi Mat., VS Grizzlies Roma (10/03/2024)
Longest Reception	85	Gardinale Fab., @ Chiefs Ravenna (25/05/2024)
Longest Rush	39	Cappellini Giu., @ Trappers Cecina (01/06/2024)
Pass attempts	29	Scaglia Nic., VS Trappers Cecina (14/04/2024)
Pass completions	15	Scaglia Nic., VS Trappers Cecina (14/04/2024)
Punts	6	Romagnoli Alb., @ Vipers Modena (18/05/2024)
Receptions	8	Bindini Jac., @ Grizzlies Roma (04/05/2024)
Rushes	16	Prima Nad., @ Trappers Cecina (01/06/2024)
Sacks	1.0	Johy Osa, @ Trappers Cecina (01/06/2024) Motta Edo., @ Chiefs Ravenna (25/05/2024) Neodo Lor., @ Chiefs Ravenna (25/05/2024) Sicignano Fra., @ Chiefs Ravenna (25/05/2024) Fondi Pao., @ Vipers Modena (18/05/2024) Fondi Pao., VS Chiefs Ravenna (07/04/2024) Motta Edo., VS Chiefs Ravenna (07/04/2024) Fondi Pao., VS Vipers Modena (17/03/2024)
Tackles	9.5	Quadretti Alb., @ Grizzlies Roma (04/05/2024)
Tackles For Loss	2.5	Fondi Pao., @ Vipers Modena (18/05/2024) Quadretti Alb., @ Grizzlies Roma (04/05/2024)
TD Passes	4	Scaglia Nic., VS Vipers Modena (17/03/2024)
TD Receptions	3	Bindini Jac., @ Grizzlies Roma (04/05/2024)
TD Rushes	4	Sicignano Fra., VS Grizzlies Roma (10/03/2024)
Yards Passing	238	Ladisa Lor., @ Chiefs Ravenna (25/05/2024)
Yards Receiving	130	Gardinale Fab., @ Chiefs Ravenna (25/05/2024)
Yards Rushing	129	Cappellini Giu., @ Trappers Cecina (01/06/2024)

**Team game highs**  
**IFL 2 2024**  
**Aquile Ferrara**  
**Type of games: Regular Season**

First Downs	21	@ Chiefs Ravenna (25/05/2024)
		@ Grizzlies Roma (04/05/2024)
Fumble recover	2	VS Grizzlies Roma (10/03/2024)
Pass attempts	33	@ Grizzlies Roma (04/05/2024)
Pass completions	20	@ Grizzlies Roma (04/05/2024)
Pass intercepted	1	@ Trappers Cecina (01/06/2024)
		@ Vipers Modena (18/05/2024)
		@ Grizzlies Roma (04/05/2024)
		VS Vipers Modena (17/03/2024)
Penalties	8	@ Grizzlies Roma (04/05/2024)
		VS Chiefs Ravenna (07/04/2024)
Penalty Yards	77	@ Grizzlies Roma (04/05/2024)
Points	60	VS Chiefs Ravenna (07/04/2024)
Rushes	43	@ Chiefs Ravenna (25/05/2024)
Sacks	3.0	@ Chiefs Ravenna (25/05/2024)
TD Passes	4	@ Grizzlies Roma (04/05/2024)
		VS Vipers Modena (17/03/2024)
		VS Grizzlies Roma (10/03/2024)
TD Rushes	5	VS Grizzlies Roma (10/03/2024)
Total Offense	450	VS Grizzlies Roma (10/03/2024)
Total Plays	66	@ Grizzlies Roma (04/05/2024)
Yards Passing	271	@ Grizzlies Roma (04/05/2024)
Yards Per Pass	18	VS Chiefs Ravenna (07/04/2024)
Yards Per Play	12	VS Chiefs Ravenna (07/04/2024)
Yards Per Rush	8	VS Chiefs Ravenna (07/04/2024)
Yards Rushing	246	@ Trappers Cecina (01/06/2024)

**Opponent individual game highs**  
**IFL 2 2024**  
**Aquile Ferrara**  
**Type of games: Regular Season**

Field Goals	1	Di Giorgio Ale., @ Grizzlies Roma (04/05/2024)
Fumble recovered	1	Giovannini Luc., @ Trappers Cecina (01/06/2024)
		Mazzotti Mic., @ Chiefs Ravenna (25/05/2024)
		Vrapi Myr., @ Vipers Modena (18/05/2024)
		Mozzicarelli Sim., @ Grizzlies Roma (04/05/2024)
		Nicosia Dav., VS Trappers Cecina (14/04/2024)
		Simula Sam., VS Vipers Modena (17/03/2024)
		Nesci Leo., VS Grizzlies Roma (10/03/2024)
		Losito Mar., VS Grizzlies Roma (10/03/2024)
Interceptions	1	Rossetti And., @ Trappers Cecina (01/06/2024)
		Ruozzi Ale., @ Vipers Modena (18/05/2024)
		Pistacchio Sim., @ Grizzlies Roma (04/05/2024)
		Ruozzi Ale., VS Vipers Modena (17/03/2024)
Longest Field Goal	32	Di Giorgio Ale., @ Grizzlies Roma (04/05/2024)
Longest Kickoff Return	97	Coppotelli Giu., VS Grizzlies Roma (10/03/2024)
Longest Pass	72	Fedeli Gia., @ Trappers Cecina (01/06/2024)
Longest Punt	52	Zingaretti Lor., @ Grizzlies Roma (04/05/2024)
Longest Punt Return	3	Campora Lor., VS Trappers Cecina (14/04/2024)
Longest Reception	72	Redditi Pao., @ Trappers Cecina (01/06/2024)
Longest Rush	46	Di Giorgio Ale., VS Grizzlies Roma (10/03/2024)
Pass attempts	33	Fedeli Gia., VS Trappers Cecina (14/04/2024)
Pass completions	19	Fedeli Gia., VS Trappers Cecina (14/04/2024)
Punts	6	Vrapi Klo., @ Vipers Modena (18/05/2024)
		Zingaretti Lor., @ Grizzlies Roma (04/05/2024)
		Vrapi Klo., VS Vipers Modena (17/03/2024)
		Zingaretti Lor., VS Grizzlies Roma (10/03/2024)
Receptions	7	Diagne Lib., VS Trappers Cecina (14/04/2024)
		Minopoli Luc., VS Vipers Modena (17/03/2024)
Rushes	29	Garbarino Car., VS Trappers Cecina (14/04/2024)
Sacks	1.0	Vaino Val., @ Trappers Cecina (01/06/2024)
		Igbinedion Ble., @ Vipers Modena (18/05/2024)
		Simula Sam., VS Vipers Modena (17/03/2024)
		Igbinedion Ble., VS Vipers Modena (17/03/2024)
Tackles	8.5	Faenza Chr., VS Trappers Cecina (14/04/2024)
Tackles For Loss	2.5	Picoco Mat., @ Chiefs Ravenna (25/05/2024)
TD Passes	1	Fedeli Gia., @ Trappers Cecina (01/06/2024)
		Tarroni Elv., @ Trappers Cecina (01/06/2024)
		Fedeli Gia., VS Trappers Cecina (14/04/2024)
		Daino Ema., VS Vipers Modena (17/03/2024)
TD Receptions	2	Redditi Pao., @ Trappers Cecina (01/06/2024)
TD Rushes	2	La Rocca Gio., @ Vipers Modena (18/05/2024)
		Garbarino Car., VS Trappers Cecina (14/04/2024)
Yards Passing	222	Fedeli Gia., VS Trappers Cecina (14/04/2024)
Yards Receiving	98	Minopoli Luc., VS Vipers Modena (17/03/2024)
Yards Rushing	82	La Rocca Gio., @ Vipers Modena (18/05/2024)

**Opponent team game highs**  
**IFL 2 2024**  
**Aquile Ferrara**  
**Type of games: Regular Season**

First Downs	18	VS Trappers Cecina (14/04/2024)
Fumble recover	2	VS Grizzlies Roma (10/03/2024)
Pass attempts	33	VS Trappers Cecina (14/04/2024)
Pass completions	19	VS Trappers Cecina (14/04/2024)
Pass intercepted	2	@ Chiefs Ravenna (25/05/2024)
		@ Vipers Modena (18/05/2024)
		VS Vipers Modena (17/03/2024)
Penalties	12	VS Vipers Modena (17/03/2024)
Penalty Yards	126	VS Vipers Modena (17/03/2024)
Points	28	VS Trappers Cecina (14/04/2024)
Rushes	37	VS Trappers Cecina (14/04/2024)
Sacks	2.0	VS Vipers Modena (17/03/2024)
TD Passes	2	@ Trappers Cecina (01/06/2024)
TD Rushes	3	VS Trappers Cecina (14/04/2024)
Total Offense	327	VS Trappers Cecina (14/04/2024)
Total Plays	70	VS Trappers Cecina (14/04/2024)
Yards Passing	237	@ Trappers Cecina (01/06/2024)
Yards Per Pass	8	@ Trappers Cecina (01/06/2024)
Yards Per Play	5	@ Trappers Cecina (01/06/2024)
Yards Per Rush	3	@ Vipers Modena (18/05/2024)
Yards Rushing	105	VS Trappers Cecina (14/04/2024)



# Vipers Modena

## Season Statistics



**Game Results**  
**IFL 2 2024**  
**Vipers Modena**  
**Type of games: Regular Season**

<b>OVERALL (W-L-T)</b>	<b>HOME</b>	<b>AWAY</b>	<b>NEUTRAL</b>
5-2-0	2-1-0	3-1-0	0-0-0

<b>Date</b>	<b>Opponent</b>	<b>Score</b>	<b>Time</b>	<b>Attendance</b>
18/05/2024	VS Aquile Ferrara	L 14-16	02:34	0
05/05/2024	@ Trappers Cecina	W 28-7	02:43	150
27/04/2024	@ Chiefs Ravenna	W 17-7	02:34	90
06/04/2024	@ Grizzlies Roma	W 17-12	02:30	40
23/03/2024	VS Trappers Cecina	W 35-7	02:28	100
17/03/2024	@ Aquile Ferrara	L 12-27	02:15	95
10/03/2024	VS Chiefs Ravenna	W 30-8	02:35	60

**Overall Team Statistics**  
**IFL 2 2024**  
**Vipers Modena**  
**Type of games: Regular Season**

TEAM STATISTICS	VPS	OPPONENTS
<b>SCORING</b>	153	84
Points per game	21.9	12.0
<b>FIRST DOWNS</b>	85	66
Rushing	52	14
Passing	23	32
Penalty	9	20
<b>RUSHING YARDAGE</b>	955	197
Yards gained rushing	1063	380
Yards lost rushing	108	183
Rushing attempts	233	134
Average per rush	4.1	1.5
Average per game	136.4	28.1
Rushing TDs	10	2
<b>PASSING YARDAGE</b>	587	754
Att - Cmp - Int	106 - 45 - 6	173 - 67 - 8
Average per pass	5.5	4.4
Average per catch	13.0	11.3
Average per game	83.9	107.7
Passing TDs	8	10
<b>TOTAL OFFENSE</b>	1542	951
Total plays	339	307
Average per play	4.5	3.1
Average per game	220.3	135.9
<b>KICK RETURNS (N - YDS)</b>	16 - 237	27 - 519
<b>PUNT RETURNS (N - YDS)</b>	8 - 39	4 - 25
<b>INT RETURNS (N - YDS)</b>	8 - 83	6 - 39
<b>KICK RETURN AVERAGE</b>	14.8	19.2
<b>PUNT RETURN AVERAGE</b>	4.9	6.2
<b>INT RETURN AVERAGE</b>	10.4	6.5
<b>FUMBLE - LOST</b>	5 - 2	6 - 4
<b>PENALTIES (N - YDS)</b>	60 - 537	32 - 279
Average per game	76.7	39.9
<b>KICK (N - YDS)</b>	29 - 1467	19 - 839
Average per kick	50.6	44.2
Net kick average (medium of singular net avg)	30.2	27.6
<b>PUNT (N - YDS)</b>	29 - 926	33 - 1074
Average per punt	31.9	32.5
Net punt average (medium of singular net avg)	31.6	28.1
<b>TIME OF POSSESSION (MEDIUM PER GAME)</b>	27:16	20:44
<b>3RD DOWN CONVERSIONS</b>	21/75 (28%)	19/71 (26%)
<b>4RD DOWN CONVERSIONS</b>	8/17 (47%)	1/12 (8%)
<b>SACKS (N - YDS)</b>	10 - 73	4 - 33
<b>Miscellaneous yards</b>	38	0
<b>TOTAL TD</b>	21	12
<b>FIELD GOALS - ATTEMPTS</b>	3 - 4	1 - 2
<b>ONSIDE KICKS</b>	0 - 1	0 - 1
<b>RED ZONE SCORES</b>	15/19 (78%)	7/12 (58%)
<b>RED ZONE TD</b>	12/19 (63%)	6/12 (50%)
<b>PAT TRY ATTEMPTS</b>	17/21 (80%)	8/12 (66%)
<b>ATTENDANCE</b>	160	375
Games / Avg Attendance	3 - 53	4 - 93
Neutral site games	0 - 0	

Score by periods	1	2	3	4	Total
Vipers Modena	44	36	43	30	153
Opponents	21	27	21	15	84

**Overall individual statistics**  
**IFL 2 2024**  
**Vipers Modena**  
**Type of games: Regular Season**

<b>Rushing</b>	<b>GP</b>	<b>N</b>	<b>Gain</b>	<b>Loss</b>	<b>Net</b>	<b>TD</b>	<b>LG</b>	<b>AVG</b>	<b>AVG/G</b>
La Rocca Gio.	6	78	470	8	462	8	57	5.9	77.0
Goldoni Enr.	7	82	353	20	333	0	20	4.1	47.6
Rinaldi And.	5	22	99	15	84	0	31	3.8	16.8
Daino Ema.	7	45	101	56	45	2	27	1.0	6.4
Blanzieri Lor.	6	2	20	0	20	0	18	10.0	3.3
Gatti And.	5	1	14	0	14	0	14	14.0	2.8
Blozovskyy Mak.	6	1	6	0	6	0	6	6.0	1.0
TEAM	7	2	0	9	-9	0	0	-4.5	-1.3
TOTALS	7	233	1063	108	955	10	57	4.1	136.4
OPPONENTS	7	134	380	183	197	2	15	1.5	28.1

<b>Passing</b>	<b>GP</b>	<b>EFF</b>	<b>A - C - I</b>	<b>PCT</b>	<b>Yds</b>	<b>TD</b>	<b>LG</b>	<b>AVG/G</b>
Daino Ema.	7	116.8	92 - 43 - 5	46.7	572	8	60	81.7
Blanzieri Lor.	6	11.5	11 - 2 - 1	18.2	15	0	9	2.5
Gatti And.	5	0.0	2 - 0 - 0	0.0	0	0	0	0.0
TEAM	7	0.0	1 - 0 - 0	0.0	0	0	0	0.0
TOTALS	7	102.6	106 - 45 - 6	42.5	587	8	60	83.9
OPPONENTS	7	85.2	173 - 67 - 8	38.7	754	10	66	107.7

<b>Receiving</b>	<b>GP</b>	<b>N</b>	<b>Yds</b>	<b>AVG</b>	<b>TD</b>	<b>LG</b>	<b>YAC</b>	<b>AVG/G</b>
Minopoli Luc.	6	15	199	13.3	3	33	0	33.2
Corradini Lea.	7	10	176	17.6	3	60	0	25.1
Giustini Gio.	7	6	10	1.7	0	7	0	1.4
Gatti And.	5	4	104	26.0	2	33	0	20.8
Chiriac Mar.	7	4	38	9.5	0	31	0	5.4
El Amrani Ejjouti Kal.	7	3	28	9.3	0	25	0	4.0
Grazia Ric.	4	1	18	18.0	0	18	0	4.5
Rinaldi And.	5	1	9	9.0	0	9	0	1.8
La Rocca Gio.	6	1	5	5.0	0	5	0	0.8
TOTALS	7	45	587	13.0	8	60	0	83.9
OPPONENTS	7	67	754	11.3	10	66	0	107.7

<b>Punt Returns</b>	<b>GP</b>	<b>N</b>	<b>Yds</b>	<b>AVG</b>	<b>TD</b>	<b>LG</b>	<b>AVG/G</b>
Vrapi Klo.	5	7	37	5.3	0	23	7.4
Gambuzzi Ric.	7	1	2	2.0	0	2	0.3
TOTALS	7	8	39	4.9	0	23	5.6
OPPONENTS	7	4	25	6.2	0	16	3.6

<b>Interceptions</b>	<b>GP</b>	<b>N</b>	<b>Yds</b>	<b>AVG</b>	<b>TD</b>	<b>LG</b>	<b>AVG/G</b>
Gambuzzi Ric.	7	2	34	17.0	1	34	4.9
Ruozzi Ale.	7	2	-14	-7.0	0	0	-2.0
Barbera Fed.	7	1	43	43.0	0	43	6.1
Vrapi Klo.	5	1	20	20.0	0	20	4.0
Vrapi Myr.	7	1	0	0.0	0	0	0.0
Boachie Ben.	6	1	0	0.0	0	0	0.0
TOTALS	7	8	83	10.4	1	43	11.9
OPPONENTS	7	6	39	6.5	0	29	5.6

<b>Kick Returns</b>	<b>GP</b>	<b>N</b>	<b>Yds</b>	<b>AVG</b>	<b>TD</b>	<b>LG</b>	<b>AVG/G</b>
Vrapi Klo.	5	8	160	20.0	0	28	32.0
Giustini Gio.	7	3	39	13.0	0	21	5.6
Gatti And.	5	2	33	16.5	0	22	6.6
Fagnini Mar.	7	1	5	5.0	0	5	0.7
El Amrani Ejjouti Kal.	7	1	0	0.0	0	0	0.0
Boachie Ben.	6	1	0	0.0	0	0	0.0

TOTALS	7	16	237	14.8	0	28	33.9
OPPONENTS	7	27	519	19.2	0	43	74.1

Fumble Returns	GP	N	Yds	AVG	TD	LG	AVG/G
Manicardi Pie.	7	1	20	20.0	1	20	2.9
TOTALS	7	1	20	20.0	1	20	2.9
OPPONENTS	7	0	0	NaN	0	0	0.0

Scoring	TD	FG	PT KC	PT RU	PT RC	PT PS	DXP	SAF	Points
La Rocca Gio.	8	0-0	0-0	1-1	0-0	0-0	0	0	50
Chiriac Mar.	0	3-4	15-19	0-0	0-0	0-0	0	0	24
Minopoli Luc.	3	0-0	0-0	0-0	0-0	0-0	0	0	18
Corradini Lea.	3	0-0	0-0	0-0	0-0	0-0	0	0	18
Daino Ema.	2	0-0	0-0	0-0	0-0	0-0	0	0	12
Manicardi Pie.	2	0-0	0-0	0-0	0-0	0-0	0	0	12
Gatti And.	2	0-0	0-0	0-0	0-0	0-0	0	0	12
Gambuzzi Ric.	1	0-0	0-0	0-0	0-0	0-0	0	0	6
Ruozzi Ale.	0	0-0	1-1	0-0	0-0	0-0	0	0	1
TOTALS	21	3-4	16-20	1-1	0-0	0-0	0	0	153
OPPONENTS	12	1-2	7-8	0-1	1-2	1-3	0	0	84

Total Offense	GP	Plays	Rush	Pass	Total	AVG/G
Daino Ema.	7	137	45	572	617	88.1
La Rocca Gio.	6	78	462	0	462	77.0
Goldoni Enr.	7	82	333	0	333	47.6
Rinaldi And.	5	22	84	0	84	16.8
Blanzieri Lor.	6	13	20	15	35	5.8
Gatti And.	5	3	14	0	14	2.8
Blozovskyy Mak.	6	1	6	0	6	1.0
TEAM	7	3	-9	0	-9	-1.3
TOTALS	7	339	955	587	1542	220.3
OPPONENTS	7	307	197	754	951	135.9

Field Goals	Made-Att	Pct	< 20	20-29	30-39	40-49	50 +	Long	Blkd
Chiriac Mar.	3-4	75.0	0-0	2-2	1-2	0-0	0-0	33	0

Field Goals Sequence   ( ) = MADE	Vipers Modena	Opponents
VS Aquile Ferrara (18/05/2024)		(32)
@ Trappers Cecina (05/05/2024)		
@ Chiefs Ravenna (27/04/2024)	(33)	
@ Grizzlies Roma (06/04/2024)	(29)	34
VS Trappers Cecina (23/03/2024)		
@ Aquile Ferrara (17/03/2024)		
VS Chiefs Ravenna (10/03/2024)	31,(24)	

Punting	N	Yds	AVG	LG	TB	FC	InR	50+	Blkd
Vrapi Klo.	22	732	33.3	48	2	0	5	0	0
Ruozzi Ale.	6	154	25.7	37	0	0	0	0	0
Gambuzzi Ric.	1	40	40.0	40	0	0	0	0	0
TOTALS	29	926	31.9	48	2	0	5	0	0
OPPONENTS	33	1074	32.5	59	2	0	8	4	1

Kickoffs	N	Yds	AVG	TB	OB	ON	Ret	YdLn
Lauriola Mic.	19	974	51.3	1	0	0		
Chiriac Mar.	10	493	49.3	1	0	1		
TOTALS	29	1467	50.6	2	0	1	74.1	35.7
OPPONENTS	19	839	44.2	2	0	1	33.9	32.3

All purpose	GP	Run	Rcv	KR	PR	IR	Total	AVG/G
La Rocca Gio.	6	462	5	0	0	0	467	77.8
Goldoni Enr.	7	333	0	0	0	0	333	47.6
Vrapi Klo.	5	0	0	160	37	20	217	43.4

Minopoli Luc.	6	0	199	0	0	0	199	33.2
Corradini Lea.	7	0	176	0	0	0	176	25.1
Gatti And.	5	14	104	33	0	0	151	30.2
Rinaldi And.	5	84	9	0	0	0	93	18.6
Giustini Gio.	7	0	10	39	0	0	49	7.0
Daino Ema.	7	45	0	0	0	0	45	6.4
Barbera Fed.	7	0	0	0	0	43	43	6.1
Chiriac Mar.	7	0	38	0	0	0	38	5.4
Gambuzzi Ric.	7	0	0	0	2	34	36	5.1
El Amrani Ejjouti Kal.	7	0	28	0	0	0	28	4.0
Blanzieri Lor.	6	20	0	0	0	0	20	3.3
Grazia Ric.	4	0	18	0	0	0	18	4.5
Blozovskyy Mak.	6	6	0	0	0	0	6	1.0
Fagnini Mar.	7	0	0	5	0	0	5	0.7
TEAM	7	-9	0	0	0	0	-9	-1.3
Ruozzi Ale.	7	0	0	0	0	-14	-14	-2.0
TOTALS	7	955	587	237	39	83	1901	271.6
OPPONENTS	7	197	754	519	25	39	1534	219.1

**Overall defensive statistics**  
**IFL 2 2024**  
**Vipers Modena**  
**Type of games: Regular Season**

	GP	SL	Ast	Total	SK - Yds	TL - Yds	FF	FR - Yds	Int - Yds	BU	Bik	QBH	PD	SF
Vrapi Myr.	7	25	9	29.5	2.0 - 16	6.5 - 20	.	1 - 0	1 - 0	.	.	.	1	.
Gambuzzi Ric.	7	19	11	24.5	.	1.0 - 2	1	.	2 - 34	2	.	.	4	.
Simula Sam.	7	17	7	20.5	1.0 - 4	4.0 - 17	1	1 - 0	.	3	.	.	3	.
Rosi Leo.	7	16	7	19.5	1.0 - 4	5.0 - 17	.	.	.	1	1	.	1	.
Blozovskyy Mak.	6	14	5	16.5	1.0 - 5	3.0 - 10	1	.	.	1	.	.	1	.
Boachie Ben.	6	14	1	14.5	.	1.0 - 1	.	.	1 - 0	2	.	.	3	.
Manicardi Pie.	7	11	4	13.0	1.0 - 7	6.0 - 21	.	1 - 20	.	.	.	.	.	.
Igbinedion Ble.	7	9	4	11.0	3.0 - 27	7.0 - 44	.	.	.	3	.	.	3	.
Ruozzi Ale.	7	8	2	9.0	.	.	.	.	2 - -14	1	.	.	3	.
Vrapi Klo.	5	6	6	9.0	.	1.0 - 2	.	.	1 - 20	1	.	.	2	.
Barbera Fed.	7	5	4	7.0	.	1.0 - 1	.	.	1 - 43	.	.	.	1	.
Capece Gla.	3	5	4	7.0	1.0 - 10	2.0 - 11	.	1 - 0	.	.	.	.	.	.
Cavallini Ale.	6	3	3	4.5	.	0.5 - 1	.	.	.	3	.	.	3	.
Fagnini Mar.	7	3	.	3.0	.	.	.	.	.	.	.	.	.	.
Fontana And.	6	1	1	1.5	.	0.5 - 6	.	.	.	.	.	.	.	.
TEAM	7	1	.	1.0	.	.	.	.	.	.	.	.	.	.
Lauriola Mic.	6	1	.	1.0	.	.	.	.	.	.	.	.	.	.
Borsari Leo.	2	1	.	1.0	.	.	.	.	.	1	.	.	1	.
Bigliardi Ale.	7	1	.	1.0	.	.	.	.	.	.	.	.	.	.
Camorani Ric.	7	1	.	1.0	.	.	.	.	.	.	.	.	.	.
Attolini Gab.	4	.	2	1.0	.	0.5 - 6	.	.	.	.	.	.	.	.
Chiriac Mar.	7	.	1	0.5	.	.	.	.	.	1	.	.	1	.
Goldoni Enr.	7	.	1	0.5	.	.	.	.	.	.	.	.	.	.
TOTALS	7	161	72	197.0	10.0 - 73	39.0 - 159	3	4 - 20	8 - 83	19	1	.	27	.
OPPONENTS	7	183	140	253.0	4.0 - 33	30.0 - 104	2	2 - 0	6 - 39	10	.	1	16	.

**Individual game highs**  
**IFL 2 2024**  
**Vipers Modena**  
**Type of games: Regular Season**

Field Goals	1	Chiriac Mar., @ Chiefs Ravenna (27/04/2024) Chiriac Mar., @ Grizzlies Roma (06/04/2024) Chiriac Mar., VS Chiefs Ravenna (10/03/2024)
Fumble recovered	1	Vrapi Myr., VS Aquile Ferrara (18/05/2024) Simula Sam., @ Aquile Ferrara (17/03/2024) Manicardi Pie., VS Chiefs Ravenna (10/03/2024) Capece Gla., VS Chiefs Ravenna (10/03/2024)
Interceptions	1	Ruozzi Ale., VS Aquile Ferrara (18/05/2024) Vrapi Klo., @ Trappers Cecina (05/05/2024) Barbera Fed., @ Chiefs Ravenna (27/04/2024) Vrapi Myr., @ Chiefs Ravenna (27/04/2024) Gambuzzi Ric., @ Chiefs Ravenna (27/04/2024) Ruozzi Ale., @ Aquile Ferrara (17/03/2024) Gambuzzi Ric., VS Chiefs Ravenna (10/03/2024) Boachie Ben., VS Chiefs Ravenna (10/03/2024)
Longest Field Goal	33	Chiriac Mar., @ Chiefs Ravenna (27/04/2024)
Longest Kickoff Return	28	Vrapi Klo., @ Trappers Cecina (05/05/2024)
Longest Pass	60	Daino Ema., @ Trappers Cecina (05/05/2024)
Longest Punt	48	Vrapi Klo., VS Chiefs Ravenna (10/03/2024)
Longest Punt Return	23	Vrapi Klo., VS Trappers Cecina (23/03/2024)
Longest Reception	60	Corradini Lea., @ Trappers Cecina (05/05/2024)
Longest Rush	57	La Rocca Gio., VS Chiefs Ravenna (10/03/2024)
Pass attempts	22	Daino Ema., @ Aquile Ferrara (17/03/2024)
Pass completions	13	Daino Ema., @ Aquile Ferrara (17/03/2024)
Punts	6	Vrapi Klo., VS Aquile Ferrara (18/05/2024) Ruozzi Ale., @ Grizzlies Roma (06/04/2024) Vrapi Klo., @ Aquile Ferrara (17/03/2024)
Receptions	7	Minopoli Luc., @ Aquile Ferrara (17/03/2024)
Rushes	26	La Rocca Gio., @ Trappers Cecina (05/05/2024)
Sacks	2.0	Vrapi Myr., VS Chiefs Ravenna (10/03/2024)
Tackles	7.0	Capece Gla., VS Chiefs Ravenna (10/03/2024)
Tackles For Loss	3.0	Vrapi Myr., VS Chiefs Ravenna (10/03/2024)
TD Passes	2	Daino Ema., @ Trappers Cecina (05/05/2024) Daino Ema., VS Trappers Cecina (23/03/2024)
TD Receptions	1	Minopoli Luc., @ Trappers Cecina (05/05/2024) Corradini Lea., @ Trappers Cecina (05/05/2024) Corradini Lea., @ Chiefs Ravenna (27/04/2024) Gatti And., @ Grizzlies Roma (06/04/2024) Corradini Lea., VS Trappers Cecina (23/03/2024) Gatti And., VS Trappers Cecina (23/03/2024) Minopoli Luc., @ Aquile Ferrara (17/03/2024) Minopoli Luc., VS Chiefs Ravenna (10/03/2024)
TD Rushes	3	La Rocca Gio., VS Trappers Cecina (23/03/2024)
Yards Passing	130	Daino Ema., @ Aquile Ferrara (17/03/2024)
Yards Receiving	98	Minopoli Luc., @ Aquile Ferrara (17/03/2024)
Yards Rushing	141	La Rocca Gio., VS Trappers Cecina (23/03/2024)



**Team game highs**  
**IFL 2 2024**  
**Vipers Modena**  
**Type of games: Regular Season**

First Downs	21	VS Trappers Cecina (23/03/2024)
Fumble recover	2	VS Chiefs Ravenna (10/03/2024)
Pass attempts	23	@ Aquile Ferrara (17/03/2024)
		VS Chiefs Ravenna (10/03/2024)
Pass completions	13	@ Aquile Ferrara (17/03/2024)
Pass intercepted	2	VS Aquile Ferrara (18/05/2024)
		@ Aquile Ferrara (17/03/2024)
Penalties	13	VS Chiefs Ravenna (10/03/2024)
Penalty Yards	126	@ Aquile Ferrara (17/03/2024)
Points	35	VS Trappers Cecina (23/03/2024)
Rushes	49	@ Trappers Cecina (05/05/2024)
Sacks	3.0	VS Chiefs Ravenna (10/03/2024)
TD Passes	2	@ Trappers Cecina (05/05/2024)
		VS Trappers Cecina (23/03/2024)
TD Rushes	3	VS Trappers Cecina (23/03/2024)
Total Offense	394	VS Trappers Cecina (23/03/2024)
Total Plays	58	VS Trappers Cecina (23/03/2024)
Yards Passing	130	@ Aquile Ferrara (17/03/2024)
Yards Per Pass	14	@ Trappers Cecina (05/05/2024)
Yards Per Play	7	VS Trappers Cecina (23/03/2024)
Yards Per Rush	7	VS Trappers Cecina (23/03/2024)
Yards Rushing	284	VS Trappers Cecina (23/03/2024)

**Opponent individual game highs**  
**IFL 2 2024**  
**Vipers Modena**  
**Type of games: Regular Season**

Field Goals	1	Romagnoli Alb., VS Aquile Ferrara (18/05/2024)
Fumble recovered	1	Neodo Lor., VS Aquile Ferrara (18/05/2024) Trer Sim., VS Chiefs Ravenna (10/03/2024)
Interceptions	1	Bottoni Chr., VS Aquile Ferrara (18/05/2024) Bindini Jac., VS Aquile Ferrara (18/05/2024) Zingaretti Lor., @ Grizzlies Roma (06/04/2024) Bindini Jac., @ Aquile Ferrara (17/03/2024) Cerullo Uyi Jon., @ Aquile Ferrara (17/03/2024) Mazzotti Mic., VS Chiefs Ravenna (10/03/2024)
Longest Field Goal	32	Romagnoli Alb., VS Aquile Ferrara (18/05/2024)
Longest Kickoff Return	43	Cerullo Uyi Jon., VS Aquile Ferrara (18/05/2024)
Longest Pass	66	Scaglia Nic., @ Aquile Ferrara (17/03/2024)
Longest Punt	59	Di Giorgio Ale., @ Grizzlies Roma (06/04/2024)
Longest Punt Return	16	Capitozzo Fra., @ Aquile Ferrara (17/03/2024)
Longest Reception	66	Medini Mat., @ Aquile Ferrara (17/03/2024)
Longest Rush	15	Sicignano Fra., VS Aquile Ferrara (18/05/2024) Garbarino Car., VS Trappers Cecina (23/03/2024)
Pass attempts	34	Negretto Dav., VS Chiefs Ravenna (10/03/2024)
Pass completions	13	Scaglia Nic., @ Aquile Ferrara (17/03/2024)
Punts	7	Negretto Dav., VS Chiefs Ravenna (10/03/2024)
Receptions	7	Bindini Jac., @ Aquile Ferrara (17/03/2024)
Rushes	11	Sicignano Fra., @ Aquile Ferrara (17/03/2024)
Sacks	1.0	Fondi Pao., VS Aquile Ferrara (18/05/2024) Fondi Pao., @ Aquile Ferrara (17/03/2024) Morigi Mar., VS Chiefs Ravenna (10/03/2024)
Tackles	10.5	Sousa Que., VS Trappers Cecina (23/03/2024)
Tackles For Loss	3.0	Pirazzini Car., VS Chiefs Ravenna (10/03/2024)
TD Passes	4	Scaglia Nic., @ Aquile Ferrara (17/03/2024)
TD Receptions	1	Bindini Jac., VS Aquile Ferrara (18/05/2024) Setti Ric., @ Trappers Cecina (05/05/2024) Maroncelli Jac., @ Chiefs Ravenna (27/04/2024) Di Giorgio Ale., @ Grizzlies Roma (06/04/2024) Setti Ric., VS Trappers Cecina (23/03/2024) Gardinale Fab., @ Aquile Ferrara (17/03/2024) Capitozzo Fra., @ Aquile Ferrara (17/03/2024) Bindini Jac., @ Aquile Ferrara (17/03/2024) Medini Mat., @ Aquile Ferrara (17/03/2024) Mazzotti Mic., VS Chiefs Ravenna (10/03/2024)
TD Rushes	1	Sicignano Fra., VS Aquile Ferrara (18/05/2024) Di Giorgio Ale., @ Grizzlies Roma (06/04/2024)
Yards Passing	216	Scaglia Nic., @ Aquile Ferrara (17/03/2024)
Yards Receiving	107	Bindini Jac., @ Aquile Ferrara (17/03/2024)
Yards Rushing	31	Di Giorgio Ale., @ Grizzlies Roma (06/04/2024)

**Opponent team game highs**  
**IFL 2 2024**  
**Vipers Modena**  
**Type of games: Regular Season**

First Downs	13	@ Aquile Ferrara (17/03/2024)
Fumble recover	1	VS Aquile Ferrara (18/05/2024)
		VS Chiefs Ravenna (10/03/2024)
Pass attempts	35	VS Chiefs Ravenna (10/03/2024)
Pass completions	13	@ Aquile Ferrara (17/03/2024)
Pass intercepted	3	@ Chiefs Ravenna (27/04/2024)
Penalties	8	VS Chiefs Ravenna (10/03/2024)
Penalty Yards	80	VS Chiefs Ravenna (10/03/2024)
Points	27	@ Aquile Ferrara (17/03/2024)
Rushes	26	VS Aquile Ferrara (18/05/2024)
Sacks	1.0	VS Aquile Ferrara (18/05/2024)
		@ Trappers Cecina (05/05/2024)
		@ Aquile Ferrara (17/03/2024)
		VS Chiefs Ravenna (10/03/2024)
TD Passes	4	@ Aquile Ferrara (17/03/2024)
TD Rushes	1	VS Aquile Ferrara (18/05/2024)
		@ Grizzlies Roma (06/04/2024)
Total Offense	273	@ Aquile Ferrara (17/03/2024)
Total Plays	55	VS Chiefs Ravenna (10/03/2024)
Yards Passing	216	@ Aquile Ferrara (17/03/2024)
Yards Per Pass	8	@ Aquile Ferrara (17/03/2024)
Yards Per Play	5	@ Aquile Ferrara (17/03/2024)
Yards Per Rush	4	@ Chiefs Ravenna (27/04/2024)
Yards Rushing	60	@ Grizzlies Roma (06/04/2024)